








RAIN CHAINS



RAIN CHAINS PROVIDE A BEAUTIFUL AND FUNCTIONAL WAY TO DRAIN WATER FROM YOUR GUTTERS. ENJOY AN ARTISTIC ALTERNATIVE TO TRADITIONAL DOWNSPOUTS.



-  Easy to install
-  Custom lengths available for all designs
-  Soothing and peaceful sound
-  Materials guaranteed to be pure
-  Highest quality standard in the industry



ABOUT RAIN CHAINS



Rain Chains Are Artistic Downspouts™.

Rain chains drain water from your gutter to the ground like a waterfall. They are beautiful and create a soothing sound when rainwater runs through them. Rain chains are a unique gift. Every home is upgraded by these functional outdoor accessories, and they are easy to install.

Our products are of the highest quality, the best workmanship, and the thickest materials. Nearly 100 designs include: links, cups, and design combinations in pure copper, aluminum, stainless steel, and brass.

We gladly accommodate special orders and large orders. Every product can be sold by the foot. Order exactly the lengths you need.

Our rain chains come with a **LIMITED LIFETIME WARRANTY.**



ROUND CUP STYLES

Cup designs offer the highest performance and efficiency. The connected, open-bottomed cups act as funnels to channel water from the top of the chain to the bottom. In most rainfall conditions, cup styles splash less than link styles.



FLORENCE
copper
#1055



XL SCALLOP BRONZE
aluminum powder coat
#3104-BRZ



XL SCALLOP
copper
#3104-COP



XL SCALLOP
aluminum
#3104-AL



XL SCALLOP BLACK
aluminum powder coat
#3104-BLK



FLUTED
copper
#3103



BUDDHA
copper
#3157



SHIZUKA
copper
#3137




STAR FLOWER
copper
#3146



STAR FLOWER
aged copper
#3147




FLOWER CUP
aluminum
#3149-AL



FLOWER CUP BRONZE
aluminum powder coat
#3149-BRZ



FLOWER CUP
copper
#3149




COPPER BELLS
copper
#3124



ALUMINUM BELLS
aluminum
#3124-AL

ROUND CUP STYLES



LILY FLOWER
copper
#5225



TARA FLOWER
copper/brass
#5225-5




DOUBLE LOTUS
copper/cast brass
#DL701



NAOKI
copper
#3139



KANJI #1
copper/cast brass
#3126-1



KANJI #1 PATINA
copper/cast brass
#3126-1-P



KANJI #2
copper/cast brass
#3126-2



KANJI #3
copper/cast brass
#3126-3



FLARED CUPS
copper
#7227



FLARED CUPS BLACK
aluminum powder coat
#7228-BLK



FLARED CUPS WHITE
aluminum powder coat
#7228-WHT



FLARED CUPS BRONZE
aluminum powder coat
#7728-BRZ



FLARED CUPS
aluminum
#7228



STEEL KUMO
copper plated
#Y9001



STEEL KUMO
lacquered stainless
#Y9001-SS

ROUND CUP STYLES



STEEL CUPS
lacquered stainless
#Y9002-SS



STEEL CUPS
copper plated
#Y9002



STEEL YURI
lacquered stainless
#Y9003-SS



STEEL YURI
copper plated
#Y9003



CAST FLOWER
cast brass
#3156



SHIZUKA
aluminum
#3137-AL



STAR FLOWER
aluminum
#3146-AL



KENCHIKU
copper
#KC286



KENCHIKU
stainless steel
#KS286



SQUARE CUP STYLES



BASKET & GLASS
copper/glass
#RC54



SLOTTED CUPS
aged copper
#3121-AC



ARTS & CRAFTS
aged copper
#3122-AC



TAPERED SQUARE
galvanized
#3178-GALV



SMALL SQUARE
aged copper
#3121-S



MEDIUM SQUARE
aged copper
#3121-M



LARGE SQUARE
aged copper
#3121-L



XL SQUARE
copper
#3121-XL




PAGODA
aged copper
#4297



TULIP
copper
#777



MEDIUM SQUARE
aluminum
#3121-M-AL



MEDIUM SQUARE BLACK
aluminum powder coat
#3121-M-BLK

SQUARE CUP STYLES




MEDIUM SQUARE BRONZE
aluminum powder coat
#3121-M-BRZ



MEDIUM SQUARE STEEL
cor-ten steel
#3121-CORT



XL SQUARE BRONZE
aluminum powder coat
#3121-XL-BRZ



TAPERED SQUARE
steel powder coat
#3178-BRZ



KENCHIKU
aluminum powder coat
#KA286-SQ




LINK STYLES

Link designs may splash more than cup styles, and this may be important when they are considered for areas near doors, windows, or walkways. From plain link chains to more decorative combinations of shapes, link chains offer the most open, airy look and clean lines.



DOUBLE LOOPS
#3130-2



DOUBLE LOOPS
aluminum
#3130-2-AL



DOUBLE LOOPS
stainless steel
#3130-2-SS



DOUBLE LOOPS BRONZE
aluminum powder coat
#3130-2-BRZ



DOUBLE LOOPS BLACK
aluminum powder coat
#3130-2-BLK




INFINITY LINK
copper
#3134




OVAL LOOPS
copper
#3138



TWIST LOOPS
copper
#3181




ZEN LOOPS
copper
#6886



CIRCLES
stainless steel
#Y9004-SS




CIRCLES
copper plated
#Y9004



TRIPLE LOOPS
copper
#3183



FLEUR DE LIS
aluminum powder coat
#5151



LARGE LINKS
aluminum
#T-4




EXTRA LINKS
aluminum
#T-5

LINK STYLES




CAST LINKS
copper plated
#CL-01




CAST LINKS BRONZE
aluminum powder coat
#CL01_BRZ



EXTRA LINKS
copper
#3132




LINK & LOOP
copper
#3133




ANCHOR CHAIN
aluminum powder coat
#ANCH-01-BRZ




LARGE LINKS
copper
#3131



LARGE LINKS BLACK
aluminum powder coat
#T4-BLK



LARGE LINK BRONZE
aluminum powder coat
#T4-BRZ



STAINLESS STEEL
316 stainless
#SS01-SS-04




**ARCHITECT LINKS
BLACK**
aluminum powder coat
#3199-BLK



**ARCHITECT LINKS
ALUMINUM**
aluminum powder coat
#3199-AL



**ARCHITECT LINKS
BRONZE**
aluminum powder coat
#3199-BRZ



OM LINKS
cast brass
#4545

GARDEN THEMES

This product line, inspired by nature, includes flowers and animals. It reflects common garden themes, often echoed throughout the home and garden.



ACORN
copper
#2688



GRAPE & LEAF
copper
#2900



SUN CUP
copper
#2910



WAVE & DOLPHIN
copper
#2920



HUMMINGBIRD
copper
#2940



DRAGONFLY
copper
#2949



PINEAPPLE
copper
#2960



HONEYBEE
copper
#2980



BUTTERFLY
copper
#2992



UMBRELLA
copper
#4237



WATERING CAN
copper
#4242



SUNFLOWER
copper
#SU-43



TIKI
copper
#2930



FANCY KOI FISH
copper
#S-103



NAUTICAL CUPS
copper
#2994



CALA LILY
copper
#S-101




BLUEBELL CUPS
copper
#BL-41



ACCESSORIES

A number of accessories are available for the top and bottom of rain chains to make installation and maintenance easy, to prevent excessive movement, and to enhance and complement the beauty of your rain chain.

FOR FLAT BOTTOM K5 AND K6 GUTTERS



ALUMINUM INSTALLATION KITS
#RCR-AL/RCR-AL-LG



BLACK INSTALLATION KITS
#RCR-BLK/RCR-BLK-LG



BRONZE INSTALLATION KITS
#RCR-BRZ/RCR-BRZ-LG



WHITE INSTALLATION KITS
#RCR-WHT/RCR-WHT-LG



COPPER INSTALLATION KITS
#RCR-COP/RCR-COP-LG

FOR 5" AND 6" HALF ROUND GUTTERS



ALUMINUM INSTALLATION KIT
#RCR-HR-AL/RCR-HR-AL-LG



BLACK INSTALLATION KIT
#RCR-HR-BLK/RCR-HR-BLK-LG



BRONZE INSTALLATION KIT
#RCR-HR-BRZ/RCR-HR-BRZ-LG




WHITE INSTALLATION KIT
#RCR-HR-WHT/RCR-HR-WHT-LG



COPPER INSTALLATION KIT
#RCR-HR-COP/RCR-HR-COP-LG

ACCESSORIES



6" INSTALLATION KITS
#RCR-6IN



DISH WITH LOOP
copper
#3145-LOOP



DISH WITH LOOP
aluminum
#3145-AL-LOOP



SQUARE DISH WITH LOOP
copper
#4298-LOOP



DISH
copper
#3145



DISH
aluminum
#3145-AL



SQUARE DISH
copper
#4298



OFFSET INSTALL KIT
copper
#RCR-1-OS



DOWNSPOUT DOUBLER
copper
#RCR-5

ACCESSORIES



LINK CHAIN REDUCER
copper
#LCR-1




LINK CHAIN REDUCER
aluminum
#LCR-2



LINK CHAIN REDUCER
bronze
#LCR-BRZ



LINK CHAIN REDUCER
black
#LCR-BLK



DEBRIS BLOCKER
stainless steel
#3177



BELLA BASIN
#3171



BASINS A/B/C, 18", 22", 30"
#3120



EVERY CHAIN COMES WITH A V-HOOK FOR EASY INSTALLATION



DOWNSPOUT DIVERTER
#1113



GARDEN STAKE
aluminum powder coat
#RCS-1



CUSTOM SERVICES

Custom Fabrication

With the skills we have acquired in designing and producing our own products, we offer our services to you in fabricating custom parts for your project. From small one-off items, to a unique rain chain design, to large commercial projects, if you can draw it or describe it, we can make it. We work in most metals with a specialty in copper and stainless steel. We bring the same attention to detail and high level of responsive, professional service that we give to the production of our own products.

Call us directly for any assistance: 678.250.4430

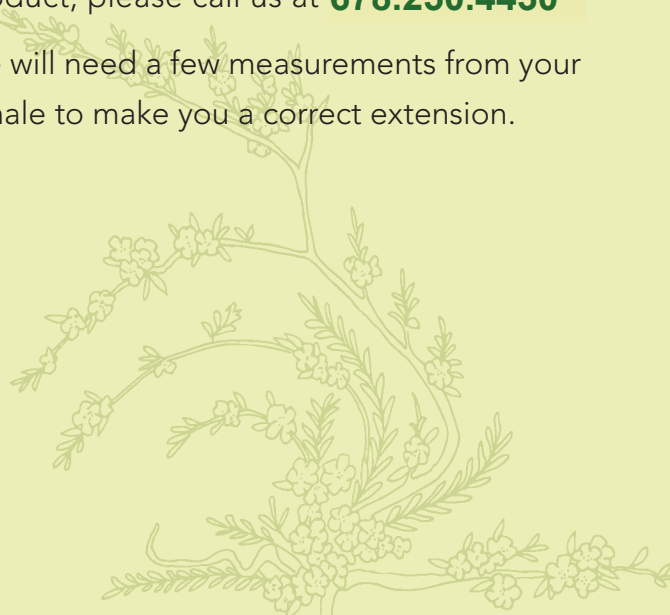


Canale Extensions

At **Climate LLC** we fabricate custom canale extensions for our customers so they have a safe and effective way to install a rain chain from a canale. This is a sleeve that fits over the existing canale which includes an outlet. We make these to order because there are so many variations in size and shape.

If you are interested in this special order product, please call us at **678.250.4430**

We will need a few measurements from your canale to make you a correct extension.



INSTALLATION GUIDE

Rain chains are easy to install

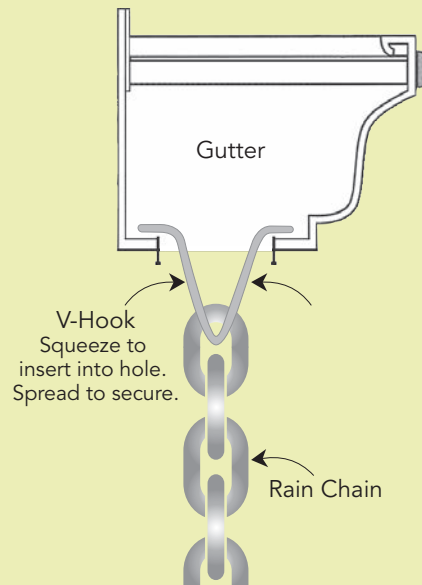
Remove the existing downspout (it's usually held on by a few sheet metal screws).

V-Hook: Place the chain in the V of the hook, bend the ends together to insert into the hole, and spread apart to fit.



EVERY CHAIN COMES WITH A V-HOOK FOR EASY INSTALLATION

V-Hook Installation

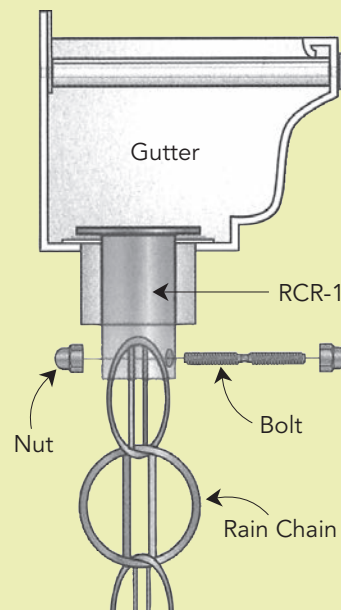


OR

RCR-1 Installation Kit: Remove the bolt; drop the RCR-1 cylindrical outlet piece into the gutter hole (with or without the optional reinforcement plate) with a little silicone adhesive or similar (not included); install the rain chain from the bottom using the bolt.

If you are making a new hole for the Installation Kit, 2 1/4" is the correct diameter.

RCR-1 Installation Kit



6" INSTALLATION KIT
COPPER
#RCR1-6



3" INSTALLATION
KIT COPPER
#RCR-1

**Climate LLC
My ECO Barrel™
154 Pearl Industrial Ave
Hoschton, GA 30548**

EIN #46-1985829

**MyECOBarrel.com
ClimateIncorp.com
ClimateTanks.com**

